



CAMBRIDGE PUBLIC SCHOOL

NURSERY

**MONTESSORI PLANNING
2025-26**



INDEX

Contents	Pg.No.
1. Expected Skills To Be Achieve	
2. Exercise of Practical Life	
3. Resources For Montessori Activities	
4. Hygiene and Tiffin Time	
5. Monthly Syllabus for Assembly	
6. Hindi Syllabus	
7. English Syllabus	
8. Maths Syllabus	
9. E.V.S Syllabus	
10. Art	
11. Sense Games / Cooperative Games	
12. Rhymes and Stories	

EXPECTED SKILLS TO BE ACHIEVE

Note : No examination will be conducted. There will be continuous assessment through out the session

Language development comprises of four main activities: listening, speaking, reading, and writing.

ENGLISH LANGUAGE

1. Recognition of alphabet (object sound, symbol Association)
2. Should be able to use crayons and slate, pencil on paper and slate.
3. Expected to write the capital letters **(A to Z)** by the end of the session.
4. Match alphabet cards with wooden and plastic alphabet.
5. Expected to match the alphabet cards with pictures
6. Should be able to understand and co-relate the sequence of stories by seeing the pictures, video cassettes, Cds.

हिन्दी भाषा ज्ञान

1. वर्णमाला की पहचान (ध्वनि, प्रतीक और संघ का ज्ञान)।
2. कागज या स्लेट पर क्रेयॉन और पेंसिल से लिखना।
3. सत्र के अंत तक वर्णमाला के बड़े अक्षरों को लिखना (अ से अ: तक)
4. वर्णमाला कार्ड को लकड़ी और प्लास्टिक की वर्णमाला के साथ मिलान करना।
5. वर्णमाला कार्ड को चित्रों के साथ मिलान करना।
6. चित्रों, वीडियो को देखकर कहानी के क्रम को समझना।

MATH

1. Should be able to draw various patterns on sand tray, slate and paper.
2. Match the three basic shapes : **triangle, circle and square** with objects.
3. Should be able to recognise and write numbers **(1 to 20)**.

EVS

1. Should be able to recognise and tell the names of the **fruits, flowers, birds and animals** from the flash cards and picture books.
2. Match basic colours : **red, blue, yellow** using Montessori Apparatus
3. Should have done colouring of three basic shapes

Special Note:

- Develop the ability to express themselves in English in short and simple sentences and words.
- Should be able to follow the commands of the teacher given in English.
- Should be able to recite a number of nursery rhymes with action.
- Be able to say a few sentences in English
example "I want to drink water", I am hungry, I want to have my tiffin, I want to go to washroom, I have done my work, I can draw a cat.

EXERCISE OF PRACTICAL LIFE

EXERCISES OF PRACTICAL LIFE

1. How to enter the classroom (wipe feet on the doormat).
2. How to sit down on a chair without making noise.
3. Walk quietly up to the teacher's table.
4. Carry a chair, table and place it without making noise.
5. How to hold a book, turn the pages of a book.
6. To take things from the shelf and place them back properly after use.
7. Arrange the classroom, dust the furniture.

CARE OF ONE'S PERSON

1. To see one's face in the mirror.
2. To see the whole body. (See that buttons, zips and the shoe laces etc. are done up properly)
3. Wash hands and face and wipe with a clean towel.

EXERCISES ON CARRYING

1. How to carry a tray and hold a jug, book and walk gracefully.
2. How to arrange the school bag and carry it properly.

CARE OF ENVIRONMENT

1. Dusting, sweeping, mopping, polishing, arranging flowers, laying the table for lunch, folding napkins etc.
2. How to open / close the door, drawer.

SOCIAL LIFE IN THE CLASS

1. To speak softly, To say 'thank you', To greet people.
2. How to ask for a thing from somebody- to say 'please', 'may I' etc.
3. How to offer a pointed object , e.g a pencil, scissors, knife, etc.
4. How to walk in a line in between the desks without touching others.
5. How to ascend and descend the staircase by keeping to the left.
6. To walk on tip-toes.
7. To wipe a running nose with a handkerchief and put back the handkerchief properly.
8. How to cough, sneeze and yawn, cover the mouth, say 'sorry' and 'excuse me'.
9. How to ask permission to pass by a person (Excuse me please).
10. How to apologise (I am sorry), when and why.
11. How to use the toilet.

OUTDOOR ACTIVITIES BASED ON MUSCLE CO-ORDINATION - Can be set in the open.


1. Various kinds of drills and marching, jumping, climbing, swimming, hopping, skipping, etc.
2. Many kinds of musical activities like:- Group singing, rhythm band, mass drill, imitating movements of animals, etc.
3. Teacher directed group activity:-
e.g. group singing or a sensory game.

STORY TELLING

Dramatising the story.

EXERCISES AND GAMES TO DEVELOP SENSES

To help develop the five senses, memory and reasoning power, hearing, touching, seeing, smelling and tasting, sorting, pairing, grading, discriminating etc.



Resources For Montessori Activities

Term-I

Months		
April to September	<p>EXERCISES OF PRACTICAL LIFE</p> <ul style="list-style-type: none"> Threading beads Pounding Sorting of buttons Sorting of rajma, chana Dry pouring, scooping Napkin folding Use of hanky to blow the nose Watering the plants Locking and unlocking doors Use of tongs Holding the crayons 	<p>OTHER ACTIVITIES</p> <ul style="list-style-type: none"> Sand play Water play Passing the ball and saying the name Walking with a tray

Term-II

Months		
October to February	<p>EXERCISES OF PRACTICAL LIFE</p> <ul style="list-style-type: none"> Walking in a circle Use of lock and key Buttoning the shirt = Use the press buttons frame Opening and closing of bottle caps Walking with rhythmic sound Zip frame velcro frame Wet pouring Button frame 	<p>OTHER ACTIVITIES</p> <ul style="list-style-type: none"> Walking gracefully Use of polite phrases Doll play inside the doll house playing with the stacks

Resources For Montessori Activities

Term-I

Months	
April to September	<p>SENSORIAL APPARATUS</p> <ul style="list-style-type: none"> Pink Tower Touch Board Brown stairs Box of Fabric Sound Boxes Colour Tablets Stereognostic Bag <p>ARITHMETIC</p> <ul style="list-style-type: none"> Number Rods Spindle Box Number Cards Sand Paper Figure <p>ENGLISH / HINDI LANGUAGE</p> <ul style="list-style-type: none"> Sand Paper Letters Sand Tray Picture Cards Moveable Letters

Term-II

Months	
October to February	<p>SENSORIAL APPARATUS</p> <ul style="list-style-type: none"> Pink Tower Touch Board Brown stairs Box of Fabric Sound Boxes Colour Tablets Stereognostic Bag Cylinder Blocks Smelling Bottles <p>ARITHMETIC</p> <ul style="list-style-type: none"> Number Rods Spindle Box Number Cards Sand Paper Figure Seguin Board <p>ENGLISH / HINDI LANGUAGE</p> <ul style="list-style-type: none"> Sand Paper Letters Sand Tray Picture Cards Moveable Letters Drawing Insect

Hygiene And Tiffin Time

1. Hand Hygiene:- (Washing Hands)

1. Teach children to wash hands with soap and water.
2. Before eating or touching food.
3. After playing outside or with toys.
4. After sneezing, coughing, or blowing their nose.

2. Toilet Hygiene:

1. Encourage flushing the toilet after use.
2. Teach them to wash their hands afterward.

3. Coughing and Sneezing

1. Cover their mouth and nose with a tissue or their elbow when coughing or sneezing.
2. Dispose of tissues in a bin and wash hands immediately.

4. Oral Hygiene

1. Encourage brushing teeth twice a day with a small amount of toothpaste.
2. Teach them to rinse and spit properly.

5. Cleanliness

1. Teach them to keep their nails trimmed and clean.
2. Encourage wiping their face and hands with a clean cloth or tissue.

6. Clothing and Personal Items

1. Teach them to wear clean clothes daily.
2. Label their personal items to prevent sharing (e.g., water bottles, hats).

7. Tidy Environment

1. Show them how to clean up after playtime.
2. Teach them to dispose of trash in a bin.



Tiffin Time



1. Washing Hands Before Eating.
2. Sitting Properly.
3. Using a Napkin.
4. Eating Without Spilling.
5. Sharing and Caring.
6. Not Wasting Food.
7. Chewing With Mouth Closed.
8. Using a Spoon/Fork Properly.
9. Saying 'Thank You'.
10. Cleaning Up After Eating.

Before meals prayer:-

अन्नं ब्रह्मा रसं विष्णु, भोक्ता देवो जनार्दनम् ।
एवं ध्यात्वा तथा ज्ञात्वा, अन्न दोषो न लिप्यते ।

'हे भगवान, इस भोजन के लिए धन्यवाद ।
हम सबको स्वस्थ और खुश रखो ।
सबको भोजन मिले ।

God is great, God is good.
Let us thank him for our food.
By his hands. We are fed.
Thank you god, for daily bread.

After meals prayer:-

Thank you god for the food we
have eaten, Thank you for all
our friends thank you god for
everything.

Thank you god for the things
that you give us to eat yummy,
crunchy munchy foods and
snacks that taste so sweet.

MONTHLY SYLLABUS FOR ASSEMBLY

April/May

1. School Prayer **(A Gift to you) / (Ganesh Ji Mantra)**
ॐ वक्रतुण्ड महाकाय सूर्यकोटि समप्रभ ।
निर्विघ्नं कुरु मे देव सर्वकार्येषु सर्वदा
2. Muscle Exercises : Stretching on tip toes / bending.
3. Nursery Rhyme.
4. New students to introduce themselves.
5. Inspection of personal hygiene by the teachers.

July

1. School Prayer **(A Gift to you) / (Ganesh Ji Mantra)**
ॐ वक्रतुण्ड महाकाय सूर्यकोटि समप्रभ ।
निर्विघ्नं कुरु मे देव सर्वकार्येषु सर्वदा
2. Muscle Exercises : Stretching / raising on tip toes / bending.
3. Nursery Rhymes: Learning 3 rhymes.
4. Inspection of personal hygiene by the teachers.
5. Learning of National anthem on every Saturday.

August

1. School Prayer **(A Gift to you) / (Guru Mantra)**
गुरु ब्रह्मा गुरु विष्णु, गुरु देवो महेश्वरा गुरु साक्षात् परब्रह्म, तस्मै श्री गुरुवे नमः
2. Muscle Exercises : Jumping, Sense of direction (East / West) by stretching their arms.
3. Nursery Rhymes with actions.
4. Inspection of personal hygiene by the teachers.
5. Learning of National anthem on every Saturday.

Activities

- (a) Picture of Mahatma Gandhi to be shown in connection with 15th August, Independence Day.
- (b) A few good points to be highlighted about the Father of the Nation.
- (c) Recognising the National Flag.

September

1. School Prayer **(A Gift to you) / (Guru Mantra)**
गुरु ब्रह्मा गुरु विष्णु, गुरु देवो महेश्वरा गुरु साक्षात् परब्रह्म, तस्मै श्री गुरुवे नमः
2. Marching in a line with knowledge of right and left, yoga.
3. Nursery Rhymes with actions.
4. Inspection of personal hygiene by the teachers.
5. Learning of National anthem on every Saturday.

October / November

1. School Prayer **(God's Love It's so Wonderful) / (Pratah Smarniya Mantra)**
कराग्रे वसते लक्ष्मीः करमध्ये सरस्वती ।
करमूले तु गोविन्दः प्रभाते करदर्शनम् ॥
2. Muscle Exercise: To flap your arms like a bird flying, frog jump.
3. Nursery Rhymes with actions.
4. Inspection of personal hygiene by the teachers.
5. Learning of National anthem on every Saturday.

Activities

- (a) Talk about the Father of the Nation, Mahatma Gandhi's picture to be shown.
- (b) Talk about Diwali festival and relate it with the victory of good over evil.

December

1. School Prayer **(God's Love It's so Wonderful) / (Pratah Smarniya Mantra)**
कराग्रे वसते लक्ष्मीः करमध्ये सरस्वती ।
करमूले तु गोविन्दः प्रभाते करदर्शनम् ॥
2. Warming up exercises: Jogging, Raising body of tip toes, breathing exercises.
3. Nursery Rhymes with actions.
4. Inspection of personal hygiene by the teachers.
5. Learning of National anthem on every Saturday.

Activities

- (a) Speak about: Tulsi Diwas / Christmas.

January / February

1. School Prayer **(God's Love It's so Wonderful) / (Saraswati Mata Mantra)**
ॐ असतो माँ सद-गमय । तमसो माँ ज्योतिर्ग-गमय ।
मृत्यो-माँ अमृतं गमय । ॐ शांतिः शांतिः शांतिः ॥
2. Breathing exercises.
3. Nursery Rhymes with actions / Story telling.
4. Inspection of personal hygiene by the teachers.
5. Learning of National anthem on every Saturday.

Activities

- (a) Recognising the National Flag.

PRESCRIBED BOOKS

- Book-1 (अ से अः)
- Book-2 All in One Assessment

RESOURCES:

- Flash Cards
- Sand Trays
- Sand Letters

Term I

Months	
April/ May	— — —
July	— — —
August	उ - अ
September	आ, इ, ई



Term II

October/ November	उ, ऊ, ए
December	ऐ, ओ
January/ February	औ, अं, अः दोहरान:- अ से अः तक

★ स्वर गीत

PRESCRIBED BOOKS

- Book-1 CPS Workbook (A to H)
- Book-2 CPS Workbook (I to Z)
- Book-3 All in One Assessment

RESOURCES:

- Flash Cards
- Sand Trays
- Sand Letters

Term I

Months	
April/ May	<p>Normalisation -</p> <ul style="list-style-type: none"> • Settling down • Following instructions. • Taking out the tiffin. • Putting tiffin back. • Waiting for their turn. • Joining hands for prayer, closing eyes. • Walking in a straight line with hands at the back. <ul style="list-style-type: none"> • Wishing the teacher. • Laying mats to eat tiffin. • Washing and wiping hands. • Forming a line. • Putting things back after use. <ul style="list-style-type: none"> • Use of Flash Cards. • Object - Sound - Symbol association. • Activities to sharpen listening skills e.g. Silence game. • Pattern writing on slates and sand tray.
July	<ul style="list-style-type: none"> • Use of Flash Cards. • Object - Sound - Symbol association. • Activities to sharpen listening skills e.g. Silence game. • Pattern writing on slates and sand tray. <p>Letter A and B (Writing)</p>
August	<p>Object - Sound - Symbol association. Making patterns on slates and writing letters.</p> <p>Letter C and D (Writing)</p>
September	<p>Object - Sound - Symbol association. Making patterns on slates and writing letters.</p> <p>Letter E, F, G, H (Writing)</p>



Pls Note

- Each letter with phonic sounds.
- Stories using teaching aids.
- Rhymes and Songs.
- Worksheets will be given as and when required.

Term II

October/ November	<p>Object - Sound - Symbol association. Making patterns on slates and writing letters.</p> <p>Letter I, J, K, L, M, N (Writing)</p>
December	<p>Object - Sound - Symbol association. Making patterns on slates and writing letters.</p> <p>Letter O, P, Q, R (Writing)</p>
January/ February	<p>Object - Sound - Symbol association. Making patterns on slates and writing letters.</p> <p>Letter S, T, U, V, W, X, Y, Z (Writing)</p> <p>Revision:- A to Z</p>

PRESCRIBED BOOKS


- Book-1 CPS Workbook (1 to 20)
- Book-2 All in One Assessment

RESOURCES:


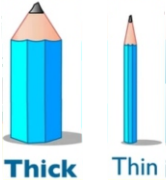

- Red rods
- Number rods
- Flash cards
- spindle box
- Beans, buttons, etc.

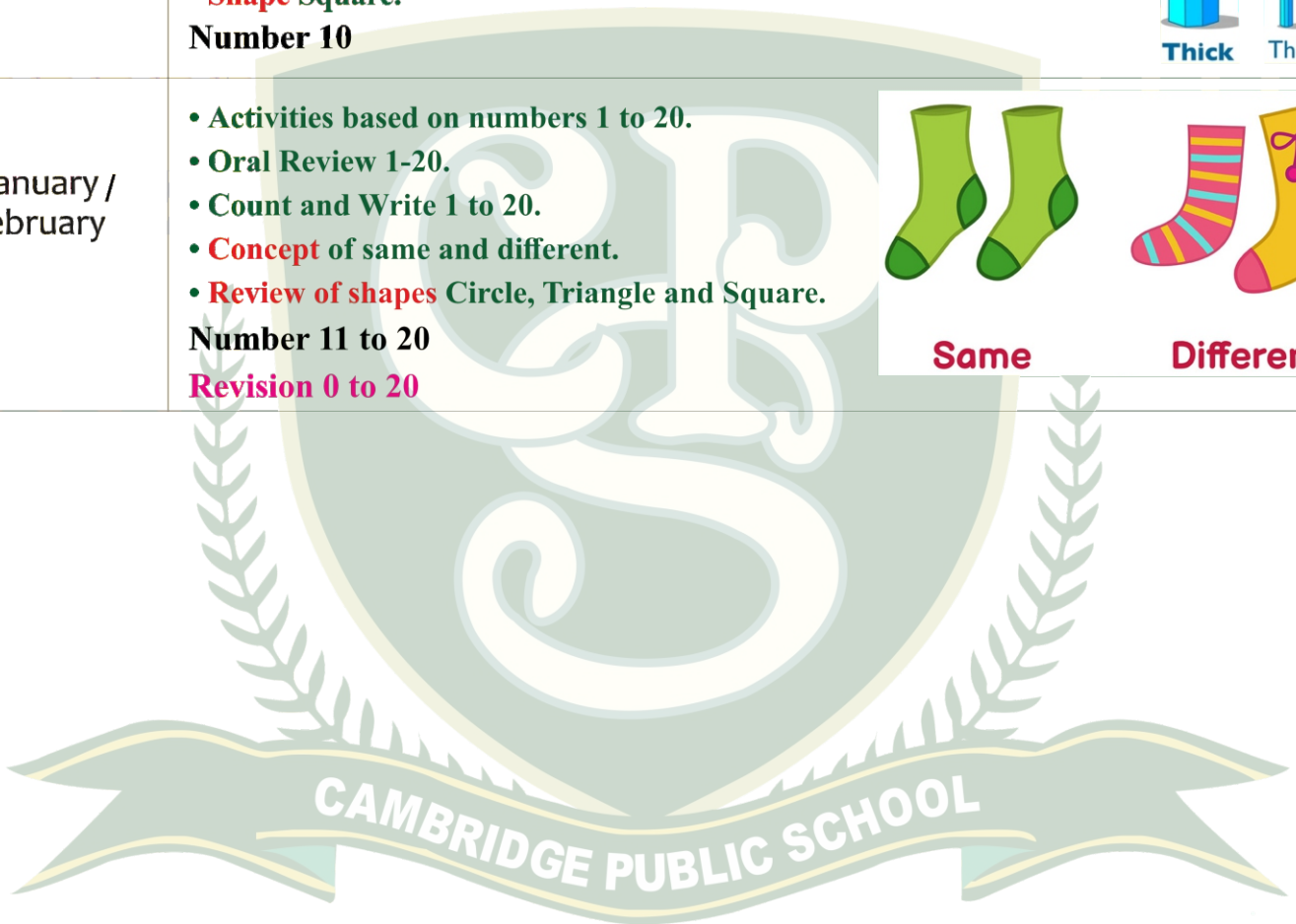
Term I

Months	
April/ May	<p>Normalisation -</p> <ul style="list-style-type: none"> • Settling down • Following instructions • Taking out the tiffin • Putting tiffin back • Waiting for their turn • Joining hands for prayer, closing eyes. • Walking in a straight line with hands at the back. • Wishing the teacher • Laying mats to eat tiffin • Washing and wiping hands • Forming a line • Putting things back after use <p>• Red Rods, Number Rods with Number Cards. • Use of Sandpaper Numbers, Sand Tray. • Counting objects (beads, bean bags, buttons, etc.) for Number Recognition 1-10.</p>
July	<ul style="list-style-type: none"> • Use of Flash Cards and Number Charts for Number Recognition (1-10). • Matching Number Cards with Objects. • Patterns. • Concept of zero '0'. <p>Number 0 and 1 Rhyme:- Number Rhyme</p>
August	<ul style="list-style-type: none"> • Use of Spindle Box. • Zero Activity. • Review Understanding of Number using Number cards and objects 1-10. • Oral Review 1-10. • Concept of big and small. • Shape Circle. <p>Number 2 and 3</p> 
September	<ul style="list-style-type: none"> • Use of Spindle Box. • Review of Zero Activity. • Review Understanding of Number using Number cards and objects. • Oral Review 1-10. • Concept of heavy and light. • Shape triangle. <p>Number 4 and 6</p> 





Term II

<p>October/ November</p>	<ul style="list-style-type: none"> • Use of Spindle Box. • Review Understanding of Numbers using Number Cards and Objects • Oral Review 1-10. • Concept of Tall and Short. • Review of shape circle and triangle. <p>Number 7 and 9</p>	
<p>December</p>	<ul style="list-style-type: none"> • Oral Review 0-10. • Concept of Thick and Thin. • Shape Square. <p>Number 10</p>	
<p>January / February</p>	<ul style="list-style-type: none"> • Activities based on numbers 1 to 20. • Oral Review 1-20. • Count and Write 1 to 20. • Concept of same and different. • Review of shapes Circle, Triangle and Square. <p>Number 11 to 20 Revision 0 to 20</p>	



PRESCRIBED BOOKS

- PP1 Course Book A, B 
- PP1 Workbook A, B 

Term I

Month	GROUP ACTIVITY	HANDOUT
April/ May	<ul style="list-style-type: none"> • Theme-1 All About Me 	<ul style="list-style-type: none"> • Ch-1 I Know My Self • Ch-2 I and My Body
July	<ul style="list-style-type: none"> • Theme-2 People, Places and safety 	<ul style="list-style-type: none"> • Ch-3 Places I Visit
August	<ul style="list-style-type: none"> • Theme-3 Food We Eat 	<ul style="list-style-type: none"> • Ch-4 All About Food
September	<ul style="list-style-type: none"> • Theme-4 The World of Animals 	<ul style="list-style-type: none"> • Ch-5 Knowing Animals

Term II

Month	Exercises of Practical Life	Other Activities
October/ November	<ul style="list-style-type: none"> • Theme-5 The World of Plants 	<ul style="list-style-type: none"> • Ch-6 All About Plants
December	<ul style="list-style-type: none"> • Theme-6 Water and Air 	<ul style="list-style-type: none"> • Ch-7 Water for All
January/ February	<ul style="list-style-type: none"> • Theme-7 On The Go 	<ul style="list-style-type: none"> • Ch-8 Vehicles

Term I

Month	GROUP ACTIVITY	HANDOUT
April/ May	<ul style="list-style-type: none"> • Paper tearing and pasting Mango	<ul style="list-style-type: none"> • Scribbling activity Tree
July	<ul style="list-style-type: none"> • Finger print activity Umbrella	<ul style="list-style-type: none"> • Seed pasting activity Watermelon
August	<ul style="list-style-type: none"> • Paper crumpling activity Corn	<ul style="list-style-type: none"> • Printing activity Onion
September	<ul style="list-style-type: none"> • Pattern activity Lollipop	<ul style="list-style-type: none"> • Paper Ice-cream

Term II

Month	Exercises of Practical Life	Other Activities
October/ November	<ul style="list-style-type: none"> • Pencil shaving activity 	<ul style="list-style-type: none"> • Origami fish activity
December	<ul style="list-style-type: none"> • Sand pasting Camel	<ul style="list-style-type: none"> • Sand pasting Potato
January/ February	<ul style="list-style-type: none"> • Cotton pasting activity Sheep	<ul style="list-style-type: none"> • Cotton pasting activity Cloud

GAMES

Term I

Months	Exercises of Practical Life	Other Activities
April/ May	<ul style="list-style-type: none"> • Threading beads • Pounding 	<ul style="list-style-type: none"> • Sand play • Water play (sink and float, Sponge and squeeze)
July	<ul style="list-style-type: none"> • Sorting of Buttons • Sorting of Rajma and Chana • Dry pouring, scooping 	<ul style="list-style-type: none"> • Ball balancing • Hopscotch
August	<ul style="list-style-type: none"> • Napkin folding • Use of hanky to blow the nose • Watering the plants 	<ul style="list-style-type: none"> • Turtle walk • Crawling activity
September	<ul style="list-style-type: none"> • Locking and unlocking doors • Use of tongs • Holding the crayons 	<ul style="list-style-type: none"> • Basket ball • Hurdle jump

Term II

Months	Exercises of Practical Life	Other Activities
October/ November	<ul style="list-style-type: none"> • Walking in a circle • Use of lock and key • Buttoning the shirt 	<ul style="list-style-type: none"> • Blow the Ball • Zig zag walking with ball
December	<ul style="list-style-type: none"> • Use the press button frame • Opening and closing of bottle caps • Walking with rhythmic sound 	<ul style="list-style-type: none"> • Hula Hope Race • Passing the ball activity
January / February	<ul style="list-style-type: none"> • Zip frame • Velcro frame • Wet pouring • Button frame 	<ul style="list-style-type: none"> • Pin bowling activity • Pick and drop ball with leg

COOPERATIVE GAMES

Term I

Months	Games
April to September	<ul style="list-style-type: none"> • Popcorn Balls • Handle with Care • Jump Jump

Term II


Months	Games
October to March	<ul style="list-style-type: none"> • Animal Acting • All of Us All At Once • Ball Balance

RHYMES & STORIES

Term I

Months	Rhymes	Stories
April to September	<p>English</p> <ul style="list-style-type: none"> • Phonics Song • Mummy Darling, Papa Darling • Teddy Bear, Teddy Bear • Are You Sleeping • Body Parts:- Head and Shoulder • Chubby Cheeks <p>Math</p> <ul style="list-style-type: none"> • 1, 2 Buckle My Shoe <p>Hindi</p> <ul style="list-style-type: none"> • स्वर गीत • कागज की गुड़िया • आलू बोला मुझको खालो 	<ul style="list-style-type: none"> • Hare And The Tortoise  • Three Little Pigs  • The Thirsty Crow 

Term II

Months	Rhymes	Stories
October to February	<p>English</p> <ul style="list-style-type: none"> • Phonics Song • Old Mc Donald Had A Farm • Mary Had A Little Lamb • Wheels Of The Bus Go Round And Round • Jingle Bells, Jingle Bells <p>Math</p> <ul style="list-style-type: none"> • Ten Little Fingers, Ten Little Toes • Shape Rhymes <p>Hindi</p> <ul style="list-style-type: none"> • स्वर गीत • एक मोटा हाथी • रेल गाड़ी 	<ul style="list-style-type: none"> • Goldilocks And The Three Bears  • Little Red Riding Hood  • Lion And The Mouse 